

**UNIFIED SCHOOL DISTRICT NO. 204
BONNER SPRINGS, KANSAS**

**REPORT AND
FINANCIAL STATEMENTS**

June 30, 2018

**UNIFIED SCHOOL DISTRICT NO. 204
BONNER SPRINGS, KANSAS**

TABLE OF CONTENTS

	<u>Page</u>
FINANCIAL SECTION	
Independent Auditor’s Report	1-3
STATEMENT 1	
Summary Statement of Receipts, Expenditures and Unencumbered Cash - Regulatory Basis	4
Notes to Financial Statement	5-15
REGULATORY-REQUIRED SUPPLEMENTARY INFORMATION	
Schedule 1 - Summary of Regulatory Basis Expenditures – Actual and Budget.....	16
Schedule 2 - Schedule of Receipts and Expenditures – Actual and Budget Regulatory Basis	17-36
Schedule 3 – Agency Funds – Schedule of Regulatory Basis Receipts and Disbursements	37
Schedule 4 – District Activity Funds – Schedule of Regulatory Basis Receipts, Expenditures, and Unencumbered Cash	38
ADDITIONAL INFORMATION	
Governmental Audit	
Independent Auditor’s Report on Internal Control over Financial Reporting and on Compliance and Other Matters Based on an Audit of Financial Statements Performed in Accordance with <i>Government Auditing Standards</i>	39-40
Independent Auditor’s Report on Compliance for Each Major Federal Program and on Internal Control over Compliance and Report on Schedule of Expenditures of Federal Awards Required Uniform Guidance.....	41-43
Schedule of Expenditures of Federal Awards.....	44
Notes to the Schedule of Expenditures of Federal Awards	45
Schedule of Findings and Questioned Costs.....	46-47



4600 Madison, Suite 120
Kansas City, MO 64112
P 816.931.6111 F 816.931.8499

5931 Nieman Road, Suite 100
Shawnee, KS 66203
P 913.631.5626 F 913.631.5965

www.novakbirkspc.com

INDEPENDENT AUDITOR'S REPORT

President and Members of the Board of Education
Unified School District No. 204
Bonner Springs, Kansas

We have audited the accompanying fund summary statement of regulatory basis receipts, expenditures, and unencumbered cash balances of Unified School District No. 204, Bonner Springs, Kansas, (the District) a Municipality, as of and for the year ended June 30, 2018, and the related notes to the financial statement.

Management's Responsibility for the Financial Statement

Management is responsible for the preparation and fair presentation of this financial statement in accordance with the Kansas Municipal Audit and Accounting Guide as described in Note A to meet the financial reporting requirements of the State of Kansas; this includes determining that the regulatory basis of accounting is an acceptable basis for the preparation of the financial statement in the circumstances. Management is also responsible for the design, implementation, and maintenance of internal controls relevant to the preparation and fair presentation of the financial statement that is free of material misstatement, whether due to fraud or error.

Auditor's Responsibility

Our responsibility is to express an opinion on the financial statement based on our audit. We conducted our audit in accordance with the auditing standards generally accepted in the United States of America, the standards applicable to financial audits contained in the Government Auditing Standards, issued by the Comptroller General of the United States, and the *Kansas Municipal Audit and Accounting Guide*. Those standards require we plan and perform the audit to obtain reasonable assurance about whether the financial statement is free of material misstatement.

An audit involves performing procedures to obtain audit evidence about the amounts and disclosures in the financial statement. The procedures selected depend on auditor's judgment, including the assessment of the risks of material misstatement of the financial statement, whether due to fraud or error. In making those risk assessments, the auditor considers internal control relevant to the entity's preparation and fair presentation of the financial statement in order to design audit procedures that are appropriate in the circumstances, but not for the purpose of expressing an opinion on the effectiveness of the entity's internal control. Accordingly, we express no such opinion. An audit also includes evaluating the appropriateness of accounting policies used and the reasonableness of significant accounting estimates made by management, as well as evaluating the overall presentation of the financial statement.

We believe that the audit evidence we have obtained is sufficient and appropriate to provide a basis for our audit opinion.

Basis for Adverse Opinion on U.S. Generally Accepted Accounting Principles

As described more fully in Note A of the financial statement, the financial statement is prepared by the District to meet the requirements of the State of Kansas on the basis of the financial reporting provisions of the *Kansas Municipal Audit and Accounting Guide*, which is a basis of accounting other than accounting principles generally accepted in the United States of America. The effects on the financial statement of the variances between the regulatory basis of accounting described in Note A and the accounting principles generally accepted in the United States of America, although not reasonably determinable, are presumed to be material.

Adverse Opinion on U.S. Generally Accepted Accounting Principles

In our opinion, because of the significance of the matter discussed in the “Basis for Adverse Opinion on U.S. Generally Accepted Accounting Principles” paragraph, the financial statement referred to above does not present fairly, in conformity with accounting principles generally accepted in the United States of America, the financial position of Unified School District No. 204 as of June 30, 2018, or changes in financial position and cash flows thereof for the year then ended.

Opinion on Regulatory Basis of Accounting

In our opinion, the financial statement referred to above presents fairly, in all material respects, the aggregate cash and unencumbered cash balance of the Unified School District No. 204 as of June 30, 2018, and the aggregate receipts and expenditures for the year then ended in accordance with the financial reporting provisions of the *Kansas Municipal Audit and Accounting Guide* as described in Note A.

Report on Supplementary Information

Our audit was conducted for the purpose of forming an opinion on the summary statement of receipts, expenditures, and unencumbered cash – regulatory basis (basic financial statement) as a whole. The summary of regulatory basis expenditures – actual and budget, individual fund schedules of receipts and expenditures – actual and budget – regulatory basis, agency funds – schedule of regulatory basis receipts and disbursements, district activity funds – schedule of regulatory basis receipts, expenditures and unencumbered cash (Schedules 1, 2, 3, and 4 as listed in the table of contents) are presented for analysis and are not a required part of the basic financial statement, however are required to be presented under the provisions of the *Kansas Municipal Audit and Accounting Guide*. The accompanying schedule of expenditures of federal awards is presented for purposes of additional analysis as required by Title 2 U.S. Code of Federal Regulations (CFR) Part 200, *Uniform Administrative Requirements, Cost Principles, and Audit Requirements for Federal Awards*, and is also not a required part of the financial statement. Such information is the responsibility of management and was derived from and relates directly to the underlying accounting and other records used to prepare the basic financial statement. Such information is the responsibility of management and was derived from, and relates directly to, the underlying accounting and other records used to prepare the basic financial statement. The information has been subjected to the auditing procedures applied in the audit of the basic financial statement and certain additional procedures, including comparing and reconciling such information directly to the underlying accounting and other records used to prepare the basic financial statement or to the basic financial statement itself, and other additional procedures in accordance with auditing standards generally accepted in the United State of America. In our opinion, the information is fairly stated in all material respects in relation to the basic financial statement as a whole, on the basis of accounting described in Note A.

Other Reporting Required by Government Auditing Standards

In accordance with *Government Auditing Standards*, we have also issued our report, dated December 10, 2018, on our consideration of the District's internal control over financial reporting and our test of its compliance with certain provisions of laws, regulations contract and grant agreements. The purpose of that report is to describe the scope of our testing of internal control over financial reporting and compliance and the results of testing, and not to provide an opinion on the internal control over financial reporting or on compliance. That report is an integral part of an audit performed in accordance with *Government Auditing Standards* in considering the District's internal control over financial reporting and compliance.

Norah Buelo, P.C.

December 10, 2018
Shawnee, Kansas

BONNER SPRINGS, KANSAS

SUMMARY STATEMENT OF RECEIPTS, EXPENDITURES AND UNENCUMBERED CASH
REGULATORY BASIS

For the Year Ended June 30, 2017

	Beginning Unencumbered Cash Balance	Receipts	Expenditures	Ending Unencumbered Cash Balance	Encumbrances and Accounts Payable	Ending Cash Balance
GENERAL FUNDS:						
GENERAL	-	17,371,860	17,371,860	-	936,650	936,650
Supplemental General Fund (LOI)	430,158	5,814,314	5,657,687	586,785	115,708	702,493
SPECIAL PURPOSE:						
Drivers Education	51,041	24,114	22,258	52,897	-	52,897
Food Service	100,542	1,394,098	1,458,026	36,613	3,823	40,436
Professional Development	47,998	64,437	83,246	29,189	1,878	31,067
Special Education	2,219,822	4,155,853	4,576,727	1,798,949	117,567	1,916,516
Vocational Education	307,018	649,516	714,479	242,055	68,398	310,453
Summer School Program Fund	54,970	-	532	54,438	393	54,831
KPERS Retirement	-	2,190,165	2,190,165	-	-	-
At Risk Program (K-12)	891,735	2,843,667	2,797,160	938,243	198,855	1,137,098
At-Risk (4 Year Old)	76,411	180,509	188,901	68,020	1,160	69,180
Bilingual Education	52,342	140,000	140,700	51,642	6,076	57,718
Federal Funds	4,806	530,988	493,743	42,051	37,945	79,996
Special Reserve Fund	238,996	173,619	18,538	394,077	464,271	858,348
HeadStart Program	(21,176)	310,932	346,312	(56,556)	-	(56,556)
Head Start CACFP	22,802	31,847	38,243	16,406	(593)	15,813
Afterschool Enhancement	777	27,873	28,650	-	-	-
Student Material Revolving	24,865	61,421	57,086	29,200	1,008	30,208
Contingency Fund	803,741	100,000	-	903,741	6,779	910,520
Technology Textbook	135,728	78,831	139,461	75,097	819	75,916
McDaniel Early Childhood Centre	100,046	334,583	342,160	92,469	587	93,056
Gifts, Grants and Donations	453	8,824	9,277	-	-	-
Parents as Teachers	50,923	18,000	29,746	39,177	4,501	43,678
HeadStart Activity	8,794	976	2,337	7,433	-	7,433
Gate Receipts	-	-	-	-	-	-
School Projects	-	-	-	-	-	-
Virtual Education	67,765	155,350	163,095	60,020	-	60,020
Operational Support Fund	15,357	73,954	68,103	21,207	15,892	37,099
DEBT SERVICE						
Bond and Interest Fund	5,835,910	4,228,133	1,690,542	8,373,501	-	8,373,501
CAPITAL PROJECT FUND						
Capital Outlay	3,842,326	4,321,655	3,266,273	4,897,708	224,675	5,122,383
2017 Bond Construction Funds	-	42,263,856	22,551,462	19,712,394	19,216,072	38,928,466
TRUST FUNDS						
Mize Scholarship	20,943	137	-	21,080	-	21,080
Gish-Ulich Scholarship	3,489	35	-	3,524	-	3,524
Council of Mutual Aid	-	-	-	-	-	-
Kasselman Scholarship	4,855	8	2,855	2,008	-	2,008
Gearheart Scholarship	2,111	9	496	1,624	-	1,624
Craven Scholarship	3,657	39	-	3,696	-	3,696
TOTAL REPORTING ENTITY (Excluding Agency Funds)						
	<u>15,399,205</u>	<u>45,285,747</u>	<u>41,898,658</u>	<u>18,786,294</u>	<u>2,206,392</u>	<u>59,921,152</u>
AGENCY FUNDS						
Bldg. Level School Activity	256,120	563,306	522,368	297,058	5,708	302,766
Total	<u>15,655,325</u>	<u>45,849,053</u>	<u>42,421,026</u>	<u>19,083,352</u>	<u>2,212,100</u>	<u>60,223,918</u>

Composition of Cash

Union Bank and Trust	34,888,596
Kansas Municipal Investment Pools	23,876,937
Huntington Bank	1,426,453
Midwest Bank - Trust Funds	31,932
	<u>60,223,918</u>

The notes to the financial statement
are an integral part of this statement.

B E P O S I + I V E .

**UNIFIED SCHOOL DISTRICT NO. 204
BONNER SPRINGS, KANSAS
NOTES TO FINANCIAL STATEMENT
FOR THE YEAR ENDED JUNE 30, 2018**

NOTE A – SUMMARY OF SIGNIFICANT ACCOUNTING POLICIES

Municipal Financial Reporting Entity - Unified School District No. 204, Bonner Springs, Kansas, (the District) is a municipal corporation governed by an elected seven-member board. As required by generally accepted accounting principles, this financial statement includes all the accounts for which the District is considered to be financially accountable. The District has no component units.

Regulatory Basis Fund Types - In governmental accounting, a fund is defined as an independent fiscal and accounting entity with a self-balancing set of accounts, recording cash and other financial resources, together with all related liabilities and residual equities or balances, and changes therein, which are segregated for the purpose of carrying on specific activities or attaining certain objectives in accordance with special regulations or limitations.

The following types of funds comprise the financial activities of the District for the year of 2018.

General Fund – to account for all unrestricted resources except those required to be accounted for in another fund.

Special Purpose Funds – to account for the proceeds of specific revenue sources (other than major projects) that are restricted by law or administrative action to expenditures for specified purposes.

Capital Project Funds – to account for the debt proceeds and other financial resources to be used for acquisition or construction of major capital facilities or equipment and expenditures as provided by the State of Kansas.

Debt Service Funds – to account for the accumulation of resources for, and the payment of, interest and principal on long-term debt.

Agency Funds – to account for assets held in a trustee capacity or as an agent for individuals, other governmental units, private organizations, and/or other funds.

Trust Funds – to report assets held in trust by the District (Scholarship Funds).

Regulatory Basis of Accounting and Departure from Accounting Principles Generally Accepted in the United States of America – The Kansas Municipal Audit and Accounting Guide (KMAAG) regulatory basis of accounting involves the recognition of cash, cash equivalents, marketable investments, and certain accounts payable and encumbrance obligations to arrive at a net unencumbered cash and investments balances on a regulatory basis for each fund, and the reporting of changes in unencumbered cash and investments of a fund resulting from the difference in regulatory basis revenues and regulatory basis expenditures for the fiscal year. All recognized assets and liabilities are measured and reported at cost, unless they have been permanently impaired and have no future cash value or represent no future obligation against cash. The KMAAG regulatory basis does not recognize capital assets, long-term debt, accrued receivables and payables, or any other assets, liabilities or deferred inflows or outflows, other than those mentioned above.

**UNIFIED SCHOOL DISTRICT NO. 204
BONNER SPRINGS, KANSAS
NOTES TO FINANCIAL STATEMENT
FOR THE YEAR ENDED JUNE 30, 2018**

NOTE A – SUMMARY OF SIGNIFICANT ACCOUNTING POLICIES (Continued)

The District has approved a resolution that is in compliance with K.S.A. 75-1120a(c), waiving the requirement for application of generally accepted accounting principles and allowing the District to use the regulatory basis of accounting. Upon the adoption of the Kansas GAAP waiver, K.S.A. 75-1120a specifically requires that the District prepare its financial statements and financial reports on the basis of cash receipts and disbursements as adjusted to show compliance with the cash-basis and budget laws of the state. In addition, K.S.A. 72-6417 and 72-6434 require that any general fund or supplemental general fund state aid payments that is due to be paid in June, but is paid after “shall be recorded and accounted for by the school districts as a receipt for the school year ending on the preceding June 30”.

Departure from Generally Accepted Accounting Principles – The basis of regulatory accounting described above results in a financial statement presentation which shows cash receipts, cash disbursements, cash and unencumbered cash balances, and expenditures compared to budget. Balance sheets that would have shown noncash assets such as receivables, inventories and prepaid expenses, liabilities such as deferred revenue and matured principal and interest payable, and reservations of the fund balances are not presented. Under generally accepted accounting principles, encumbrances are only recognized as a reservation of fund balance; encumbrances outstanding at year end do not constitute expenditures or liabilities. Consequently, the expenditures as reported do not present the cost of goods and services received during the fiscal year in accordance with generally accepted accounting principles. General fixed assets that account for the land, buildings and equipment owned by the District are not presented in the financial statements.

Budgetary Information – Kansas statutes require that an annual operating budget be legally adopted for the general fund, special revenue funds (unless specifically exempted by statute), and debt service funds. The statutes provided for the following sequence and timetable in adoption of budgets.

1. Preparation of the budget for the succeeding calendar year on or before August 1st.
2. Publication in local newspaper on or before August 5th of the proposed budget and notice of public hearing on the budget.
3. Public hearing on or before August 15th, but at least ten days after publication of notice of hearing.
4. Adoption of the final budget on or before August 25th.

The statutes allow for the governing body to increase the originally adopted budget for previously unbudgeted increases in revenue other than ad valorem property taxes. To do this, a notice of public hearing to amend the budget must be held and the governing body may amend the budget at that time.

The statutes permit transferring budgeted amounts between line items within an individual fund. However, such statutes prohibit expenditures in excess of the total amount of the adopted budget of expenditures of individual funds. Budget comparison statements are presented for each fund showing actual receipts and expenditures.

**UNIFIED SCHOOL DISTRICT NO. 204
BONNER SPRINGS, KANSAS
NOTES TO FINANCIAL STATEMENT
FOR THE YEAR ENDED JUNE 30, 2018**

NOTE A – SUMMARY OF SIGNIFICANT ACCOUNTING POLICIES (Continued)

All legal annual operating budgets are prepared using the regulatory basis of accounting in which revenues are recognized when cash is received and expenditures include disbursements, accounts payable and encumbrances, with disbursements being adjusted for prior year's accounts payable and encumbrances modified further by the encumbrance method of accounting. Encumbrances are commitments by the district for future payments and are supported by a document evidencing the commitments, such as a purchase order or contract. All unencumbered appropriations (legal budget expenditure authority) lapse at year-end.

A legal operating budget is not required for capital projects, contingency fund, trust and agency funds and the following special revenue funds: Early Childcare Mc Daniels, Technology Textbook, Head Start Activity, Head Start, Student Revolving Material, Afterschool Activity, Operational Support, and Special Reserve Fund.

Spending in funds which are not subject to the legal annual operating budget requirement are controlled by federal regulations, other statutes, or by the use of internal spending limits established by the governing body.

Adjustment to Comply with Legal Max – The District has elected to adjust the certified budget amounts (for use in the budget column only) to comply with the "Legal Max" budget. The State Department of Education calculates the "Legal Max" budget using enrollment figures. The District's budgeted expenditures are limited to the lower of the published budget or the "Legal Max" budget.

In addition management has determined that certain adjustments for qualifying budget credits are presented for certain budgeted funds. These qualifying budget credits include certain amounts transferred to the contingency reserve fund, expenses not budgeted, but incurred and reimbursed within the same period, and unexpected grants and gifts provided for certain activities.

2017 Financial Data - Amounts that are shown for 2017 in the accompanying financial statements are included where practical, only to provide a basis for comparison with 2018, and are not intended to present all information necessary for a fair presentation in accordance with generally accepted accounting principles.

Cash and Investments - Cash balances from all funds are combined and invested to the extent available in certificates of deposit and other authorized investments. Earnings from these investments are allocated to designated funds. All investments are stated at cost.

Ad Valorem Tax Revenue - The determination of assessed valuation and the collection of property taxes for all political subdivisions in the State of Kansas is the responsibility of the various counties. The County Appraiser annually determines assessed valuation on January 1 and the County Clerk spreads the annual assessment on the tax rolls. One-half of the property taxes are due November 1 and become delinquent, with penalty December 21. Payments of 50% are accepted through December 20, with the second 50% then being due on or before May 10 of the following year.

**UNIFIED SCHOOL DISTRICT NO. 204
BONNER SPRINGS, KANSAS
NOTES TO FINANCIAL STATEMENT
FOR THE YEAR ENDED JUNE 30, 2018**

NOTE A – SUMMARY OF SIGNIFICANT ACCOUNTING POLICIES (Continued)

The County Treasurer is the tax collection agent for all taxing entities within the County. The District Treasurer draws all available funds from the County Treasurer's Office at designated times throughout the year. The initial distribution to the subdivisions of the County, including the District, is on or before January 20 of the ensuing year, with the remaining amounts generally distributed in periodic dates throughout the calendar year.

Reimbursements - Reimbursed expenses are defined as repayments of amounts remitted on behalf of another party. All reimbursed expenses shown in the financial statement meet the following criteria: 1) the related disbursement was made in the current year on behalf of the payee, 2) the item paid for was directly identifiable as having been used by or provided to the payee, and 3) the amount of the reimbursed expense was directly tied to the original cash disbursement.

Legal Debt Margin - The District is subject to the municipal finance laws of the State of Kansas which limits the net bonded debt (exclusive of revenue bonds and special assessment bonds) the District may have outstanding up to 14% of the assessed value of all tangible taxable property within the District, as certified to the County Clerk on the preceding August 25. Additional authority may be granted by the Kansas State Board of Education. At June 30, 2018, the District was within compliance.

NOTE B – DEPOSITS AND INVESTED FUNDS

Deposits - K.S.A. 9-1401 establishes the depositories which may be used by the District. The statute requires banks eligible to hold the District's funds have a main branch bank in the county in which the District is located, or in an adjoining county if such institution has been designated as an official depository, and the banks provide an acceptable rate of return on funds. In addition, K.S.A. 9-1402 requires the banks to pledge securities for deposits in excess of FDIC coverage. The District has no other policies that would further limit interest rate risk. Cash balances from all funds are combined and invested to the extent available in certificates of deposits and other authorized investments. Earnings from these investments are allocated to designated funds. All investments are stated at cost.

Custodial Credit Risk - Custodial credit risk is the risk in the event of a bank failure, the District's deposits may not be returned to it. State statutes require the District's deposits in financial institutions to be entirely covered by federal depository insurance or by collateral held under a joint custody receipt issued by a bank within the State of Kansas, the Federal Reserve Bank of Kansas City, or the Federal Home Loan Bank of Topeka. All deposits were legally secured at June 30, 2018.

Municipal Investment Pool - The District has no investment policy that would further limit investment choices.

Concentration of Credit Risk - State statutes place no limit on the amount the District may invest in any one issuer as long as the investments are adequately secured under K.S.A. 9-1402 and 9-1405.

**UNIFIED SCHOOL DISTRICT NO. 204
BONNER SPRINGS, KANSAS
NOTES TO FINANCIAL STATEMENT
FOR THE YEAR ENDED JUNE 30, 2018**

NOTE B – DEPOSITS AND INVESTED FUNDS (Continued)

Investment Policy - K.S.A. 12-1675 limits the District's investment of idle funds to time deposits, open accounts, and certificates of deposit with allowable financial institutions; U.S. government securities; temporary notes; no-fund warrants; repurchase agreements; and the Kansas Municipal Investment Pool. The District has no investment policy that would further limit investment choices.

Investments - At June 30, 2018 the District had invested \$10,498 in the Kansas Municipal Investment pool. The municipal investment pool is under the oversight of the Pooled Money Investment Board. The board is comprised of the State Treasurer and four additional members appointed by the State Governor. The board reports annually to the Kansas Legislature. State pooled monies may be invested in direct obligations of, or obligations that are insured as to principal and interest, by the U.S. government or any agency thereof, with maturities up to four years. No more than ten percent of those funds may be invested in mortgage-backed securities. In addition, the State pool may invest in repurchase agreements with Kansas banks or with primary government securities dealers.

NOTE C – IN-SUBSTANCE RECEIPT IN TRANSIT

The District received \$1,225,630 subsequent to June 30, 2018, and as required by K.S.A. 72-6417 and 72-6434, the receipt was recorded as an in-substance receipt in transit and included as a receipt for the year ended June 30, 2018.

NOTE D – LONG TERM LIABILITIES

General Obligation Improvement and Refunding Bonds Series 2005 – On September 13, 2005 voters within the district approved the issuance of up to \$18,700,000 of general obligation bonds to fund the remodeling, renovation, repair, equipping and additions to all four District facilities and to fund construction of a new elementary school.

The District determined it necessary and advisable to issue and sell General Obligation Improvement and Refunding Bonds Series 2005, for the purpose of paying the cost of the Improvements, and in addition refunding a portion of the District's Series 2000A Bonds, and paying the cost of issuing of the Bonds.

A resolution dated November 3, 2005 was passed to issue \$35,380,000 of General Obligation Improvement and Refunding Bonds Series 2005. Proceeds from the sale of the Bonds and other available funds of the District was used to make improvements as listed above and purchase an escrow of U.S. Government securities and cash which will provide for the payment of the remaining balance of that portion of the District's currently outstanding General Obligation Improvement and Refunding Bonds, Series 2000-A (the "Refunded Bonds") allocated to the purposes of paying the cost of constructing certain voter authorized Improvement projects. The Refunding Plan was undertaken in order to achieve debt restructuring and provide a more orderly plan of financing for the District. According to the terms of this Refunding Plan, The Escrow Fund will provide monies to pay the principal of the Refunded Bonds at their maturity date or earlier optional redemption date, if any, and to pay interest on Refunded Bonds through such dates. All Refunded Bonds subject to optional redemption will be called for redemption in accordance with resolution authorizing their issuance and will be called at a price equal to 100% of the par value thereof, without premium.

**UNIFIED SCHOOL DISTRICT NO. 204
BONNER SPRINGS, KANSAS
NOTES TO FINANCIAL STATEMENT
FOR THE YEAR ENDED JUNE 30, 2018**

NOTE D – LONG TERM LIABILITIES (Continued)

General Obligation Refunding Bonds Series 2010A – On May 17, 2010 the District approved the issuance of \$4,335,000 of general obligation bonds. Proceeds from the sale of the bonds was used to refund the District's General Obligation Improvements and Refunding Bonds Series 2000A Bonds maturing on and after September 1, 2011 and to pay the cost of issuing the bonds.

All refunded bonds will be called for redemption in accordance with the resolution authorizing their issuance and will be called at a price equal to 100% of the par value thereof, without premium. The refunding was undertaken by the District in order to achieve interest costs savings and to provide a more orderly plan of financing for the District.

General Obligation Refunding Bonds Series 2012A – On May 1, 2012 the District approved an issuance of \$9,980,000 general obligation bonds. Proceeds from the sale of the bonds, was used to execute an advance refunding of a portion of the District's outstanding General Obligation Improvement and Refunding Bonds, Series 2005A, and related issuance costs.

All refunded bonds will be called for redemption in accordance with the resolution authorizing their issuance and will be called at a price equal to 100% of the par value thereof, without premium. The refunding was undertaken by the District in order to achieve interest costs savings and to promote a more orderly plan of financing for the District.

General Obligation Refunding Bonds Series 2015A – On September 29, 2015, the District approved an issuance of \$6,485,000 general obligation bonds. Proceeds from the sale of the bonds, was used to execute an advance refunding of a portion of the District's outstanding General Obligation Improvement and Refunding Bonds, Series 2005A, and related issuance costs.

All refunded bonds will be called for redemption in accordance with the resolution authorizing their issuance and will be called at a price equal to 100% of the par value thereof, without premium. The refunding was undertaken by the District in order to achieve interest costs savings and to promote a more orderly plan of financing for the District.

General Obligation Bonds Series 2017-A – On May 2, 2017, voters within the district approved the issuance of up to \$39,350,000 of general obligation bonds to fund the remodeling, renovation, repair, equipping and additions to all District facilities and to fund construction of a new high school technical education center.

The District determined it necessary and advisable to issue and sell General Obligation Improvement Bonds Series 2017, for the purpose of paying the cost of the Improvements and paying the cost of issuing of the Bonds.

A resolution dated August 7, 2017 was passed to issue \$39,350,000 of General Obligation Improvement Bonds Series 2017. Proceeds from the sale of the Bonds and other available funds of the District was used to make improvements as listed above.

**UNIFIED SCHOOL DISTRICT NO. 204
BONNER SPRINGS, KANSAS
NOTES TO FINANCIAL STATEMENT
FOR THE YEAR ENDED JUNE 30, 2018**

NOTE D – LONG TERM LIABILITIES (Continued)

A summary of general long-term liabilities is as follows:

<u>Debt Issue</u>	<u>Date Issued</u>	<u>Original Amount</u>	<u>Interest Rate</u>
Series 2005A	11/15/2005	\$35,380,000	4.1 – 4.3%
Series 2010A	06/01/2010	\$ 4,335,000	2.5 - 3.3%
Series 2012A	05/01/2012	\$ 9,980,000	2.0 - 3.3%
Series 2015A	09/29/2015	\$ 6,485,000	2.5%
Series 2017A	09/21/2017	\$39,350,000	2.9%

Following is a summary of changes in long-term debt and interest payments made for the year ended June 30, 2018:

<u>Type of Issue</u>	7/1/17			6/30/18	
	<u>Beginning Principal Outstanding</u>	<u>Additions to Principal</u>	<u>Reductions of Principal</u>	<u>Ending Principal Outstanding</u>	<u>Interest Paid</u>
Series 2010A	2,020,000	-	485,000	1,535,000	55,665
Series 2012A	9,330,000	-	140,000	9,190,000	194,835
Series 2015A	6,465,000	-	10,000	6,455,000	161,500
Series 2017A	0	39,350,000	0	39,350,000	643,542
Total	<u>\$ 17,815,000</u>	<u>\$39,350,000</u>	<u>\$ 635,000</u>	<u>\$56,530,000</u>	<u>\$1,055,542</u>

Current Maturities of long-term debt and interest for the next five years and in the five year increments through maturity are as follows:

<u>Year Ended June 30,</u>	<u>Principal</u>	<u>Interest</u>	<u>Total</u>
2019	\$ 2,475,000	\$ 1,805,644	\$ 4,280,644
2020	2,605,000	1,725,499	4,330,499
2021	2,675,000	1,657,341	4,332,341
2022	2,780,000	1,592,054	4,372,054
2023	2,840,000	1,527,866	4,367,866
2024-2028	12,930,000	6,413,774	19,343,774
2029-2033	13,900,000	3,645,984	17,545,984
<u>2034-2038</u>	<u>16,325,000</u>	<u>1,254,375</u>	<u>17,579,375</u>
	<u>\$ 56,530,000</u>	<u>\$ 19,622,537</u>	<u>\$ 76,152,537</u>

General obligation bonds of the District are reflected in the General Long Term Debt Account Group, and current requirements for principal and interest expenditures are accounted for in the Debt Service Fund.

NOTE E – DEFINED BENEFIT PLANS

Plan description - The District participates in the Kansas Public Employees Retirement System (KPERs), a cost-sharing, multiple-employer defined benefit pension plan as provided by K.S.A 74-4901 et seq. Kansas law establishes and amends benefit provisions. KPERs issues a publicly available financial report that includes financial statements and required supplementary information.

**UNIFIED SCHOOL DISTRICT NO. 204
BONNER SPRINGS, KANSAS
NOTES TO FINANCIAL STATEMENT
FOR THE YEAR ENDED JUNE 30, 2018**

NOTE E – DEFINED BENEFIT PLANS (Continued)

KPERS' financial statements are included in its Comprehensive Annual Financial Report which can be found on the KPERS website at www.kpers.org or by writing to KPERS (611 South Kansas, Suite 100, Topeka, KS 66603) or by calling 1-888-275-5737.

Contributions - K.S.A. 74-4919 and K.S.A. 74-49,210 establish the KPERS member-employee contribution rates. KPERS has multiple benefit structures and contribution rates depending on whether the employee is a KPERS 1, KPERS 2, or KPERS 3 member. KPERS 1 members are active and contributing members hired before funding depends on whether the employee is a Tier 1 or Tier 2 member. Tier 1 members are active and contributing members hired before July 1, 2009. KPERS 2 members were first employed in a covered position on or after July 1, 2009 and KPERS 3 members were first employed in a covered position on or after January 1, 2017. Effective January 1, 2017, Kansas law established the KPERS member-employee contribution rate of 6% of covered salary for *KPERS 1, KPERS 2 and KPERS 3 members. Member contributions are withheld by their employer and paid to KPERS according to the provisions of Section 414(h) of the Internal Revenue Code.*

State law provides that the employer contribution rates for KPERS 1, KPERS 2 and KPERS 3 be determined based on the results of each annual actuarial valuation. Kansas law sets a limitation on annual increases in the employer contribution rates. The actuarially determined employer contribution rate (not including the contribution rate for the Death and Disability Program) and the statutory contribution rate was 15.41% and 11.27%, respectively, for the fiscal year ended June 30, 2017. During the last two quarters of 2017, the governor, using the budgetary allotment process, reduced the KPERS school employer rate from 11.27% to 8.65%, due to budgetary constraints. The actuarially determined employer contribution rate and the statutory contribution rate was 16.00% and 10.91%, respectively, for the fiscal year ended June 30, 2018. During the last quarter of the 2018 fiscal year, the governor, using the budgetary allotment process, did not make one of the quarterly payments, due to budgetary constraints.

The State of Kansas is required to contribute the statutory required employer's share. The District received and remitted amounts equal to the statutory contribution rate, which totaled \$1,567,579 for the year ended June 30, 2018.

Net Pension Liability. At June 30, 2018, the District's proportionate share of the collective net pension liability reported by KPERS was \$25,683,929. The net pension liability was measured as of June 30, 2017, and the total pension liability used to calculate the net pension liability was determined by an actuarial valuation as of December 31, 2015, which was rolled forward to June 30, 2017. The District's proportion of the net pension liability was based on the ratio of the District's contributions to KPERS, relative to the total employer and non- employer contributions of the State/School subgroup within KPERS for the fiscal year ended June 30, 2017. Since the KMAAG regulatory basis of accounting does not recognize long-term debt, this liability is not reported in these financial statements.

The complete actuarial valuation report including all actuarial assumptions and methods, and the report on the allocation of the KPERS collective net pension liability to all participating employers are publically available on the website at www.kpers.org or can be obtained as described above.

**UNIFIED SCHOOL DISTRICT NO. 204
BONNER SPRINGS, KANSAS
NOTES TO FINANCIAL STATEMENT
FOR THE YEAR ENDED JUNE 30, 2018**

NOTE F – FLEXIBLE BENEFIT PLAN (I.R.C SECTION 125)

The Board adopted by resolution a salary-reduction flexible benefit plan (“Plan”) under Section 125 of the Internal Revenue Code. Certain employees of the District are eligible to participate in the Plan beginning the first day of the month following thirty days of employment. Each participant may elect to reduce his or her salary to purchase benefits offered through the Plan.

NOTE G – CLAIMS AND JUDGEMENTS

The District receives significant financial assistance from numerous federal and state governmental agencies in the form of grants and state pass through aid. The disbursement of funds received under these programs generally requires compliance with terms and conditions specified in the grant agreements and are subject to audit. Any disallowed claims resulting from such audits could become a liability of the General Fund or other applicable funds. However, in the opinion of management, any such disallowed claims will not have a material effect on any of the financial statements of the District at June 30, 2018.

The District is exposed to various risks of loss related to torts; theft of, damage to and destruction of assets; errors and omissions; and natural disasters for which the District carries commercial insurance. Settlements of claims have not exceeded coverage during the past three fiscal years.

NOTE H - COMPENSATED ABSENCES

The School District’s policy regarding vacation leave permits employees to accumulate a maximum of 100% of the amount of vacation time earned in the twelve-month period. Unpaid vacation at June 30, 2018 and 2017 is \$0 and \$14,797 respectively. The District’s policy prohibits payment of vacation time in lieu of time off. It also requires the payment of accrued sick leave and unused vacation to employees who voluntarily terminate after giving the minimum required notice. The District allows certain unused accumulated sick leave to accrue and may become payable under certain conditions as outlined in the District’s Negotiated Agreement. The District’s unused accumulated sick leave was \$86,128 at June 30, 2018.

NOTE I – OTHER POST-EMPLOYMENT BENEFITS

As provided by K.S.A 12-5040, the District allows retirees to participate in the group health insurance plan. While each retiree pays the full amount of the applicable premium, conceptually, the local government is subsidizing the retirees because each participant is charged a level of premium regardless of age. However, the cost of this subsidy has not been quantified in these financial statements.

Under the Consolidated Omnibus Budget Reconciliation Act (COBRA), the District makes health care benefits available to eligible former employees and eligible dependents. Certain requirements are outlined by the federal government for this coverage. The premium is paid in full by the insured. There is no cost to the District under this program.

**UNIFIED SCHOOL DISTRICT NO. 204
BONNER SPRINGS, KANSAS
NOTES TO FINANCIAL STATEMENT
FOR THE YEAR ENDED JUNE 30, 2018**

NOTE J – INTER-FUND TRANSACTIONS

Transfers made from one fund to another during the year representing reimbursements of expenditures of the receiving fund have been recorded as Receipts–Reimbursed Expenses. Recurring annual transfers between budgetary funds for the purposes of shifting resources from the fund legally required to receive the revenue to the fund authorized to expend the revenue are as follows:

<u>From Fund</u>	<u>To Fund</u>	School Year Ending June 30, 2017	School Year Ending June 30, 2018
General	Special Education	\$4,107,934	\$3,763,683
General	Bilingual Education	122,546	140,000
General	4 Year Old at Risk	196,960	175,000
General	Parent Education	30,547	-
General	At Risk-K-12	1,147,876	1,683,667
General	Professional Development	44,289	55,000
General	Vocational Education	685,625	600,000
General	Early Childcare	50,000	50,000
General	Food Service	52,276	71,420
General	Virtual Education	184,665	155,000
General	KPERS	1,427,810	-
General	Contingency Reserve	100,000	100,000
Supplemental General	Tutoring	13,324	13,536
Supplemental General	Special Education	-	133,655
Supplemental General	At Risk-K-12	1,354,469	1,160,000
Early Childcare	Food Service	23,943	5,594
		<u>\$9,542,264</u>	<u>\$8,106,555</u>

The transfers above are included in the expenditure of the disbursing fund and included in revenues of the receiving fund as required by the Cash-Basis and Budget Laws of Kansas and for budget comparison purposes

NOTE K - SUBSEQUENT EVENTS

These financial statements considered subsequent events through December 10, 2018, the date the financial statements were available to be issued.

**UNIFIED SCHOOL DISTRICT NO. 204
BONNER SPRINGS, KANSAS
NOTES TO FINANCIAL STATEMENT
FOR THE YEAR ENDED JUNE 30, 2018**

NOTE L - FEDERAL FUNDS

Federal programs in which the school district participated have specified for what purpose funds are to be expended. All funds unexpended at June 30, 2018 are restricted to federal program specified expenditures.

UNIFIED SCHOOL DISTRICT NO. 204
BONNER SPRINGS, KANSAS

SUMMARY OF REGULATORY BASIS EXPENDITURES - ACTUAL AND BUDGET
(BUDGETED FUNDS ONLY)
FOR THE YEAR ENDED JUNE 30, 2018

General Funds	Total Budget	Adjustment to Comply with Legal Maximum Budget	Adjustment For Qualifying Budget Credits	Total Budget for Comparison	Expenditures Chargeable to Current Year	Actual Over/ (Under) Budget
General	\$ 18,268,267	\$ -	\$ -	\$ 18,268,267	\$ 17,371,860	\$ (896,407)
Supplemental General Fund (LOB)	5,929,676	-	-	5,929,676	5,657,687	(271,989)
Special Revenue Funds:						
Federal Funds	562,864	-	-	562,864	493,742	(69,122)
At-Risk (4 Year Old)	246,088	-	-	246,088	188,901	(57,187)
At-Risk (K-12)	3,105,123	-	-	3,105,123	2,797,160	(307,963)
Virtual Education	241,800	-	-	241,800	163,095	(78,705)
Bilingual Education	225,813	-	-	225,813	140,701	(85,112)
Capital Outlay	3,797,230	-	-	3,797,230	3,266,273	(530,957)
Driver's Education	34,053	-	-	34,053	22,257	(11,796)
Food Service	1,856,475	-	-	1,856,475	1,458,026	(398,449)
Professional Development	89,454	-	-	89,454	83,246	(6,208)
Parents as Teachers	48,279	-	-	48,279	29,746	(18,533)
Special Education	4,841,482	-	-	4,841,482	4,576,726	(264,756)
Vocational Education	861,201	-	-	861,201	714,479	(146,722)
Gifts & Grants	61,059	-	-	61,059	9,277	(51,782)
KPERS Retirement	2,570,058	-	-	2,570,058	2,190,165	(379,893)
Summer School	46,030	-	-	46,030	532	(45,498)
Debt Service	1,921,444	-	-	1,921,444	1,690,542	(230,902)
Totals	\$ 44,706,396	\$ -	\$ -	\$ 44,706,396	\$ 40,854,415	\$ (3,851,981)

The accompanying notes are an integral part of
the financial statements.

B E P O S I + I V E .



**UNIFIED SCHOOL DISTRICT NO. 204
BONNER SPRINGS, KANSAS
GENERAL OPERATING FUND
SCHEDULE OF RECEIPTS AND EXPENDITURES - ACTUAL AND BUDGET
REGULATORY BASIS
FOR THE YEAR ENDED JUNE 30, 2018
(With Comparative Actual Totals for the Prior Year Ended June 30, 2017)**

	<u>2017 Actual</u>	<u>2018 Actual</u>	<u>2018 Budget</u>	<u>Actual Over/ (Under) Budget</u>
Cash Receipts:				
Ad Valorem Tax	\$ -	\$ -	\$ -	\$ -
Equalization Payments-State Aid	14,781,964	14,207,834	14,207,834	-
Equalization Payments-State Aid-Spec. Ed.	3,108,721	3,164,026	3,164,026	-
Miscellaneous	<u>10,046</u>	<u>-</u>	<u>-</u>	<u>-</u>
Total Revenues	<u>17,900,731</u>	<u>17,371,860</u>	<u>17,371,860</u>	<u>-</u>
Expenditures and Transfers:				
Instruction	6,741,480	7,628,131	7,669,513	(41,382)
Student Support Services	501,929	556,435	612,012	(55,577)
Instructional Support Services	594,563	553,566	670,004	(116,438)
General Administration	2,927	9,563	11,598	(2,035)
School Administration	1,617,290	1,706,519	1,785,481	(78,962)
Operation and Maintenance	99,160	116,829	120,892	(4,063)
Student Transportation	-	-	-	-
Community Operations	7,705	7,635	8,712	(1,077)
Transfers Out	<u>8,337,568</u>	<u>6,793,182</u>	<u>6,493,648</u>	<u>299,534</u>
Total Expenditures and Transfers	<u>17,902,622</u>	<u>17,371,860</u>	<u>\$ 17,371,860</u>	<u>\$ -</u>
Excess of Revenue and Other Financing Sources over/(under) Expenditures and Other Uses				
	<u>\$ (1,891)</u>	<u>-</u>		
UNENCUMBERED CASH, JULY 1				
	<u>1,891</u>	<u>-</u>		
UNENCUMBERED CASH, JUNE 30				
	<u>\$ -</u>	<u>\$ -</u>		

The accompanying notes are an integral part of
the financial statements.

B E P O S I T I V E .



**UNIFIED SCHOOL DISTRICT NO. 204
BONNER SPRINGS, KANSAS
SUPPLEMENTAL GENERAL FUND (LOCAL OPTION BUDGET)
SCHEDULE OF RECEIPTS AND EXPENDITURES - ACTUAL AND BUDGET
REGULATORY BASIS
FOR THE YEAR ENDED JUNE 30, 2018
(With Comparative Actual Totals for the Prior Year Ended June 30, 2017)**


	2017 <u>Actual</u>	2018 <u>Actual</u>	2018 <u>Budget</u>	Actual Over/ <u>(Under) Budget</u>
Cash Receipts:				
Ad Valorem Tax	\$ 2,789,951	\$ 2,955,063	\$ 2,947,511	\$ 7,552
Back Taxes	50,904	58,932	49,218	9,714
Motor Vehicle Tax	221,824	275,017	272,009	3,008
Industrial Revenue Bond Distribution	129,163	131,974	138,206	(6,232)
Recreation Motor Vehicle Tax	1,309	1,628	2,744	(1,116)
Heavy Truck & Machinery/Equipment Tax	28,547	16,180	17,608	(1,428)
General and Special Education - State Aid	2,510,131	2,367,424	2,367,424	-
Miscellaneous	2,893	8,096	-	8,096
Reimbursements	639	-	-	-
Total Revenues	<u>5,735,361</u>	<u>5,814,314</u>	<u>5,794,720</u>	<u>19,594</u>
Expenditures and Transfers:				
Instruction	173,130	121,971	129,532	(7,561)
Student Support Services	322,211	355,471	358,472	(3,001)
Instructional Support Services	413,812	487,693	487,605	88
General Administration	572,230	720,280	747,704	(27,424)
School Administration	29,714	24,678	29,685	(5,007)
Central Services	290,495	300,974	327,878	(26,904)
Operation and Maintenance	1,624,939	1,768,261	1,889,073	(120,812)
Student Transportation	631,346	570,616	578,874	(8,258)
Other Supplemental Services	468	551	750	(199)
Community Operations	13,324	13,537	14,155	(618)
Transfers Out	1,354,469	1,293,655	1,093,380	200,275
Total Expenditures and Transfers	<u>5,426,138</u>	<u>5,657,687</u>	<u>5,657,108</u>	<u>\$ 579</u>
Excess of Revenue and Other Financing Sources over/(under) Expenditures and Other Uses	<u>309,223</u>	<u>156,627</u>		
UNENCUMBERED CASH, JULY 1	<u>120,936</u>	<u>430,159</u>		
PRIOR YEAR CANCELLED ENCUMBRANCES	<u>-</u>	<u>-</u>		
UNENCUMBERED CASH, JUNE 30	<u>\$ 430,159</u>	<u>\$ 586,786</u>		

The accompanying notes are an integral part of
the financial statements.

**UNIFIED SCHOOL DISTRICT NO. 204
BONNER SPRINGS, KANSAS
FEDERAL FUNDS
SCHEDULE OF RECEIPTS AND EXPENDITURES - ACTUAL AND BUDGET
REGULATORY BASIS
FOR THE YEAR ENDED JUNE 30, 2018
(With Comparative Actual Totals for the Prior Year Ended June 30, 2017)**

	<u>2017 Actual</u>	<u>2018 Actual</u>	<u>2018 Budget</u>	<u>Actual Over/ (Under) Budget</u>
Cash Receipts:				
Federal Grants	\$ 549,728	\$ 530,988	\$ 526,128	\$ 4,860
Other	-	-	-	-
Total Revenues	<u>549,728</u>	<u>530,988</u>	<u>526,128</u>	<u>4,860</u>
Expenditures:				
Salaries	342,055	327,366	375,794	(48,428)
Benefits	58,207	53,734	69,313	(15,579)
Supplies	58,128	35,878	61,034	(25,156)
Purchased Services	73,608	72,670	77,288	(4,618)
Miscellaneous	12,967	4,095	13,615	(9,520)
Adjustment for Qualifying Budget Credit	-	-	-	-
Total Expenditures	<u>544,965</u>	<u>493,743</u>	<u>\$ 597,044</u>	<u>\$ (103,301)</u>
Excess of Revenue and Other Financing Sources over/(under) Expenditures and Other Uses	<u>4,763</u>	<u>37,245</u>		
UNENCUMBERED CASH, JULY 1	<u>43</u>	<u>4,806</u>		
PRIOR YEAR CANCELLED ENCUMBRANCES	<u>-</u>	<u>-</u>		
UNENCUMBERED CASH, JUNE 30	<u>\$ 4,806</u>	<u>\$ 42,051</u>		

The accompanying notes are an integral part of
the financial statements.



**UNIFIED SCHOOL DISTRICT NO. 204
BONNER SPRINGS, KANSAS
AT-RISK (4 YEAR OLD)
SCHEDULE OF RECEIPTS AND EXPENDITURES - ACTUAL AND BUDGET
REGULATORY BASIS
FOR THE YEAR ENDED JUNE 30, 2018
(With Comparative Actual Totals for the Prior Year Ended June 30, 2017)**

	<u>2017 Actual</u>	<u>2018 Actual</u>	<u>2018 Budget</u>	<u>Actual Over/ (Under) Budget</u>
Cash Receipts:				
Tuitions	\$ 5,920	\$ 5,509	\$ 5,528	\$ (19)
Transfers In	196,960	175,000	210,359	(35,359)
Total Revenues	<u>202,880</u>	<u>180,509</u>	<u>215,887</u>	<u>(35,378)</u>
Expenditures and Transfers:				
Benefits				
Salaries	95,619	99,571	104,048	(4,477)
Employee Benefits	23,920	25,139	27,326	(2,187)
Supplies and Materials	5,689	2,503	5,000	(2,497)
Purchased Services	5,084	1,988	2,679	(691)
Student Transportation	64,949	59,700	76,638	(16,938)
Support Services Salaries	-	-	-	-
Adjustment for Qualifying Budget Credit	-	-	-	-
Total Expenditures and Transfers	<u>195,261</u>	<u>188,901</u>	<u>\$ 215,691</u>	<u>\$ (26,790)</u>
Excess of Revenue and Other Financing Sources over/(under) Expenditures and Other Uses				
	<u>7,619</u>	<u>(8,390)</u>		
UNENCUMBERED CASH, JULY 1	<u>68,791</u>	<u>76,410</u>		
UNENCUMBERED CASH, JUNE 30	<u>\$ 76,410</u>	<u>\$ 68,020</u>		

The accompanying notes are an integral part of
the financial statements.



**UNIFIED SCHOOL DISTRICT NO. 204
BONNER SPRINGS, KANSAS
AT-RISK (K-12)
SCHEDULE OF RECEIPTS AND EXPENDITURES - ACTUAL AND BUDGET
REGULATORY BASIS
FOR THE YEAR ENDED JUNE 30, 2018
(With Comparative Actual Totals for the Prior Year Ended June 30, 2017)**

	<u>2017 Actual</u>	<u>2018 Actual</u>	<u>2018 Budget</u>	<u>Actual Over/ (Under) Budget</u>
Cash Receipts:				
Transfers In	\$ 2,502,345	\$ 2,843,667	\$ 3,200,122	\$ (356,455)
Miscellaneous	-	-	-	-
Total Revenues	<u>2,502,345</u>	<u>2,843,667</u>	<u>3,200,122</u>	<u>(356,455)</u>
Expenditures and Transfers:				
Salaries	2,098,882	2,266,620	2,345,037	(78,417)
Employee Benefits	416,841	445,073	469,949	(24,876)
Supplies and Material	3,411	47,431	72,664	(25,233)
Purchased Services	26,482	38,036	38,129	(93)
Total Expenditures and Transfers	<u>2,545,616</u>	<u>2,797,160</u>	<u>\$ 2,925,779</u>	<u>\$ (128,619)</u>
Excess of Revenue and Other Financing Sources over/(under) Expenditures and Other Uses	<u>(43,271)</u>	<u>46,508</u>		
UNENCUMBERED CASH, JULY 1	<u>935,005</u>	<u>891,734</u>		
UNENCUMBERED CASH, JUNE 30	<u>\$ 891,734</u>	<u>\$ 938,243</u>		

The accompanying notes are an integral part of
the financial statements.

**UNIFIED SCHOOL DISTRICT NO. 204
BONNER SPRINGS, KANSAS
VIRTUAL EDUCATION
SCHEDULE OF RECEIPTS AND EXPENDITURES - ACTUAL AND BUDGET
REGULATORY BASIS
FOR THE YEAR ENDED JUNE 30, 2018
(With Comparative Actual Totals for the Prior Year Ended June 30, 2017)**

	<u>2017 Actual</u>	<u>2018 Actual</u>	<u>2018 Budget</u>	<u>Actual Over/ (Under) Budget</u>
Cash Receipts:				
Tuitions	\$ 1,050	\$ 350	\$ 2,450	\$ (2,100)
Transfers In	<u>184,665</u>	<u>155,000</u>	<u>221,598</u>	<u>(66,598)</u>
Total Revenues	<u>185,715</u>	<u>155,350</u>	<u>224,048</u>	<u>(68,698)</u>
 Expenditures and Transfers:				
Purchased Services	<u>154,650</u>	<u>163,095</u>	<u>301,800</u>	<u>(138,705)</u>
Total Expenditures and Transfers	<u>154,650</u>	<u>163,095</u>	<u>\$ 301,800</u>	<u>\$ (138,705)</u>
 Excess of Revenue and Other Financing Sources over/(under) Expenditures and Other Uses	<u>31,065</u>	<u>(7,745)</u>		
 UNENCUMBERED CASH, JULY 1	<u>36,700</u>	<u>67,765</u>		
 UNENCUMBERED CASH, JUNE 30	<u>\$ 67,765</u>	<u>\$ 60,020</u>		

The accompanying notes are an integral part of
the financial statements.

**UNIFIED SCHOOL DISTRICT NO. 204
BONNER SPRINGS, KANSAS
BILINGUAL EDUCATION
SCHEDULE OF RECEIPTS AND EXPENDITURES - ACTUAL AND BUDGET
REGULATORY BASIS
FOR THE YEAR ENDED JUNE 30, 2018
(With Comparative Actual Totals for the Prior Year Ended June 30, 2017)**

	2017 <u>Actual</u>	2018 <u>Actual</u>	2018 <u>Budget</u>	Actual Over/ <u>(Under) Budget</u>
Cash Receipts:				
Transfers In	\$ 122,546	\$ 140,000	\$ 173,471	\$ (33,471)
Total Revenues	<u>122,546</u>	<u>140,000</u>	<u>173,471</u>	<u>(33,471)</u>
Expenditures and Transfers:				
Benefits				
Salaries	116,143	106,450	106,678	(228)
Employee Benefits	22,505	34,250	38,131	(3,881)
Other	-	-	-	-
Total Expenditures and Transfers	<u>138,648</u>	<u>140,700</u>	<u>\$ 144,809</u>	<u>\$ (4,109)</u>
Excess of Revenue and Other Financing Sources over/(under) Expenditures and Other Uses	<u>(16,102)</u>	<u>(700)</u>		
UNENCUMBERED CASH, JULY 1	<u>68,444</u>	<u>52,342</u>		
UNENCUMBERED CASH, JUNE 30	<u>\$ 52,342</u>	<u>\$ 51,642</u>		

The accompanying notes are an integral part of
the financial statements.

**UNIFIED SCHOOL DISTRICT NO. 204
BONNER SPRINGS, KANSAS
CAPITAL OUTLAY FUND
SCHEDULE OF RECEIPTS AND EXPENDITURES - ACTUAL AND BUDGET
REGULATORY BASIS
FOR THE YEAR ENDED JUNE 30, 2018
(With Comparative Actual Totals for the Prior Year Ended June 30, 2017)**

	2017 <u>Actual</u>	2018 <u>Actual</u>	2018 <u>Budget</u>	<u>Actual Over/ (Under) Budget</u>
Cash Receipts:				
Ad Valorem Tax	\$ 1,395,795	\$ 1,425,662	\$ 1,320,897	104,765
Back Taxes	24,612	28,614	24,714	3,900
Motor Vehicle Tax	124,421	131,414	101,334	30,080
Industrial Revenue Bond Distribution	64,857	63,593	94,736	(31,143)
Recreation Motor Vehicle Tax	734	779	1,311	(532)
Heavy Truck & Machinery/Equipment Tax	13,979	7,938	13,196	(5,258)
State Aid	472,849	472,094	487,613	(15,519)
Other Local Revenue	57,002	94,990	75,000	19,990
Miscellaneous	2,086	97,821	24,093	73,728
Lease Purchase for ESCO Project	-	1,998,750	1,998,750	-
Transfers In	-	-	100,000	(100,000)
Total Revenues	<u>2,156,335</u>	<u>4,321,655</u>	<u>4,241,644</u>	<u>80,011</u>
Expenditures and Transfers:				
Reconstruction, Repair & Remodeling	540,280	1,328,443	639,706	688,737
Support Services	168,544	343,099	378,230	(35,131)
Facility Acquisition & Construction Services	1,088,310	1,021,163	780,544	240,619
Energy Savings Contract Expenses	-	573,568	1,998,750	(1,425,182)
Transfers Out	-	-	-	-
Total Expenditures and Transfers	<u>1,797,134</u>	<u>3,266,273</u>	<u>\$ 3,797,230</u>	<u>\$ (530,957)</u>
Excess of Revenues over (under)				
Expenditures	<u>359,201</u>	<u>1,055,382</u>		
UNENCUMBERED CASH, JULY 1	<u>3,483,125</u>	<u>3,842,326</u>		
PRIOR YEAR CANCELLED ENCUMBRANCES	<u>-</u>	<u>-</u>		
UNENCUMBERED CASH, JUNE 30	<u>\$ 3,842,326</u>	<u>\$ 4,897,708</u>		

The accompanying notes are an integral part of
the financial statements.

**UNIFIED SCHOOL DISTRICT NO. 204
BONNER SPRINGS, KANSAS
DRIVERS EDUCATION FUND
SCHEDULE OF RECEIPTS AND EXPENDITURES - ACTUAL AND BUDGET
REGULATORY BASIS
FOR THE YEAR ENDED JUNE 30, 2018
(With Comparative Actual Totals for the Prior Year Ended June 30, 2017)**

	<u>2017 Actual</u>	<u>2018 Actual</u>	<u>2018 Budget</u>	<u>Actual Over/ (Under) Budget</u>
Cash Receipts:				
State Safety Program	\$ 7,552	\$ 8,064	\$ 8,820	\$ (756)
Transfers In	-	-	5,000	(5,000)
Miscellaneous	16,750	16,050	15,875	175
Total Revenues	<u>24,302</u>	<u>24,114</u>	<u>29,695</u>	<u>(5,581)</u>
Expenditures:				
Salaries	14,071	14,881	21,107	(6,226)
Social Security	1,076	1,182	1,659	(477)
Professional/Technical Services	3,350	3,150	5,025	(1,875)
Supplies	890	128	1,335	(1,207)
Operational Costs	1,339	2,916	4,827	(1,911)
Other	-	1	-	1
Adjustment for Qualifying Budget Credit	-	-	-	-
Total Expenditures	<u>20,726</u>	<u>22,258</u>	<u>\$ 33,953</u>	<u>\$ (11,695)</u>
Excess of Revenue and Other Financing Sources over/(under) Expenditures and Other Uses	<u>3,576</u>	<u>1,856</u>		
UNENCUMBERED CASH, JULY 1	<u>47,465</u>	<u>51,041</u>		
UNENCUMBERED CASH, JUNE 30	<u>\$ 51,041</u>	<u>\$ 52,897</u>		

The accompanying notes are an integral part of
the financial statements.

**UNIFIED SCHOOL DISTRICT NO. 204
BONNER SPRINGS, KANSAS
FOOD SERVICE FUND
SCHEDULE OF RECEIPTS AND EXPENDITURES - ACTUAL AND BUDGET
REGULATORY BASIS
FOR THE YEAR ENDED JUNE 30, 2018
(With Comparative Actual Totals for the Prior Year Ended June 30, 2017)**

	<u>2017 Actual</u>	<u>2018 Actual</u>	<u>2018 Budget</u>	<u>Actual Over/ (Under) Budget</u>
Cash Receipts:				
State Aid	\$ 13,650	\$ 12,511	\$ 12,545	\$ (34)
Federal Aid	1,023,685	924,313	1,025,776	(101,463)
Sales	394,733	378,123	380,679	(2,556)
Interest on Idle Funds	46	37	81	(44)
Miscellaneous	26,943	2,100	3,523	(1,423)
Transfers In	52,276	77,014	49,520	27,494
Total Revenues	<u>1,511,333</u>	<u>1,394,098</u>	<u>1,472,124</u>	<u>(78,026)</u>
Expenditures and Transfers:				
Food Personnel Salaries	448,332	296,412	301,750	(5,338)
Food	1,008,726	1,071,755	1,075,000	(3,245)
Other	2,023	27	1,100	(1,073)
Social Security	33,078	22,306	25,200	(2,894)
Employee Benefits	73,504	43,961	46,250	(2,289)
Supplies	1,014	1,299	2,500	(1,201)
Equipment	14,916	191	3,000	(2,809)
Utilities	17,805	18,573	19,850	(1,277)
Food Service Management	1,807	-	2,500	(2,500)
Indirect Costs	10,556	3,502	3,000	502
Total Expenditures and Transfers	<u>1,611,761</u>	<u>1,458,026</u>	<u>\$ 1,480,150</u>	<u>\$ (22,124)</u>
Excess of Revenues over (under) Expenditures	<u>(100,428)</u>	<u>(63,929)</u>		
UNENCUMBERED CASH, JULY 1	<u>200,970</u>	<u>100,542</u>		
UNENCUMBERED CASH, JUNE 30	<u>\$ 100,542</u>	<u>\$ 36,613</u>		

The accompanying notes are an integral part of
the financial statements.

**UNIFIED SCHOOL DISTRICT NO. 204
BONNER SPRINGS, KANSAS
PROFESSIONAL DEVELOPMENT FUND
SCHEDULE OF RECEIPTS AND EXPENDITURES - ACTUAL AND BUDGET
REGULATORY BASIS
FOR THE YEAR ENDED JUNE 30, 2018
(With Comparative Actual Totals for the Prior Year Ended June 30, 2017)**


	<u>2017 Actual</u>	<u>2018 Actual</u>	<u>2018 Budget</u>	<u>Actual Over/ (Under) Budget</u>
Cash Receipts:				
State Aid	\$ -	\$ 8,927	\$ 4,973	\$ 3,954
Other Local Sources	-	510	-	510
Transfers In	<u>44,539</u>	<u>55,000</u>	<u>56,145</u>	<u>(1,145)</u>
Total Revenues	<u>44,539</u>	<u>64,437</u>	<u>61,118</u>	<u>3,319</u>
Expenditures and Transfers:				
Professional Development -				
Purchased Professional and Technical	49,725	83,246	80,750	2,496
Supplies	-	-	-	-
Miscellaneous	-	-	-	-
Total Expenditures and Transfers	<u>49,725</u>	<u>83,246</u>	<u>\$ 80,750</u>	<u>\$ 2,496</u>
Excess of Revenue and Other Financing Sources over/(under) Expenditures and Other Uses	<u>(5,186)</u>	<u>(18,809)</u>		
UNENCUMBERED CASH, JULY 1	<u>53,184</u>	<u>47,998</u>		
UNENCUMBERED CASH, JUNE 30	<u>\$ 47,998</u>	<u>\$ 29,189</u>		

The accompanying notes are an integral part of
the financial statements.

**UNIFIED SCHOOL DISTRICT NO. 204
BONNER SPRINGS, KANSAS
SPECIAL EDUCATION FUND
SCHEDULE OF RECEIPTS AND EXPENDITURES - ACTUAL AND BUDGET
REGULATORY BASIS
FOR THE YEAR ENDED JUNE 30, 2018
(With Comparative Actual Totals for the Prior Year Ended June 30, 2017)**

	2017 Actual	2018 Actual	2018 Budget	Actual Over/ (Under) Budget
Cash Receipts:				
Interest on Idle Funds	\$ -	\$ 4,890	\$ 4,000	\$ 890
Local Sources	4,135	17,993	5,458	12,535
Federal Sources	297,090	235,632	252,364	(16,732)
Transfers In	4,107,934	3,897,338	3,695,327	202,011
Total Revenues	<u>4,409,159</u>	<u>4,155,853</u>	<u>3,957,149</u>	<u>198,704</u>
Expenditures and Transfers:				
Payments to Wyandotte County	1,537,506	1,862,638	1,934,260	(71,622)
Equipment and property	-	-	-	-
Student Transportation	127,781	252,196	303,148	(50,952)
Supplies	55,959	11,597	18,254	(6,657)
Property	4,520	-	-	-
Miscellaneous	1,274	1	-	1
Purchased Services	94,183	94,183	96,896	(2,713)
Instructional	2,302,830	2,356,112	2,488,924	(132,812)
Total Expenditures and Transfers	<u>4,124,053</u>	<u>4,576,727</u>	<u>\$ 4,841,482</u>	<u>\$ (264,755)</u>
Excess of Revenue and Other Financing Sources over/(under) Expenditures and Other Uses	<u>285,106</u>	<u>(420,873)</u>		
UNENCUMBERED CASH, JULY 1	<u>1,934,715</u>	<u>2,219,821</u>		
UNENCUMBERED CASH, JUNE 30	<u>\$ 2,219,821</u>	<u>\$ 1,798,949</u>		

The accompanying notes are an integral part of
the financial statements.



**UNIFIED SCHOOL DISTRICT NO. 204
BONNER SPRINGS, KANSAS
PARENTS AS TEACHERS
SCHEDULE OF RECEIPTS AND EXPENDITURES - ACTUAL AND BUDGET
REGULATORY BASIS
FOR THE YEAR ENDED JUNE 30, 2018
(With Comparative Actual Totals for the Prior Year Ended June 30, 2017)**

	<u>2017 Actual</u>	<u>2018 Actual</u>	<u>2018 Budget</u>	<u>Actual Over/ (Under) Budget</u>
Cash Receipts:				
State Sources	\$ 10,434	\$ 18,000	\$ 18,000	\$ -
Transfers In	30,547	-	32,774	(32,774)
Total Revenues	<u>40,981</u>	<u>18,000</u>	<u>50,774</u>	<u>(32,774)</u>
Expenditures and Transfers:				
Salaries	14,338	15,099	17,700	(2,601)
Employee Benefits	2,473	1,200	1,000	200
Purchased Services	-	-	-	-
Supplies	5,923	6,052	5,708	344
Property	301	4,920	305	4,615
Professional/Technical Services	-	-	1,409	(1,409)
Other	2,812	2,475	3,624	(1,149)
Total Expenditures and Transfers	<u>25,847</u>	<u>29,746</u>	<u>29,746</u>	<u>-</u>
Excess of Revenue and Other Financing Sources over/(under) Expenditures and Other Uses	<u>15,134</u>	<u>(11,746)</u>		
UNENCUMBERED CASH, JULY 1	<u>35,789</u>	<u>50,923</u>		
UNENCUMBERED CASH, JUNE 30	<u>\$ 50,923</u>	<u>\$ 39,177</u>		

The accompanying notes are an integral part of
the financial statements.

**UNIFIED SCHOOL DISTRICT NO. 204
BONNER SPRINGS, KANSAS
VOCATIONAL EDUCATION FUND
SCHEDULE OF RECEIPTS AND EXPENDITURES - ACTUAL AND BUDGET
REGULATORY BASIS
FOR THE YEAR ENDED JUNE 30, 2018
(With Comparative Actual Totals for the Prior Year Ended June 30, 2017)**

	<u>2017 Actual</u>	<u>2018 Actual</u>	<u>2018 Budget</u>	<u>Actual Over/ (Under) Budget</u>
Cash Receipts:				
State Sources	\$ 6,313	\$ 5,027	\$ 7,780	\$ (2,753)
Federal Sources	42,661	44,489	60,248	(15,759)
Transfers In	<u>685,625</u>	<u>600,000</u>	<u>404,756</u>	<u>195,244</u>
Total Revenues	<u>734,599</u>	<u>649,516</u>	<u>472,784</u>	<u>176,732</u>
Expenditures and Transfers:				
Salaries	516,872	556,030	443,353	112,677
Social Security	41,538	40,410	59,836	(19,426)
Employee Benefits	60,554	52,903	69,717	(16,814)
Tuition	7,336	5,251	9,106	(3,855)
Equipment	6,147	6,115	56,268	(50,153)
Supplies	41,666	46,183	25,733	20,450
Support Services	3,783	7,587	13,883	(6,296)
Adjustment for Qualifying Budget Credit	<u>-</u>	<u>-</u>	<u>-</u>	<u>-</u>
Total Expenditures and Transfers	<u>677,896</u>	<u>714,479</u>	<u>\$ 677,896</u>	<u>\$ 36,583</u>
Excess of Revenue and Other Financing Sources over/(under) Expenditures and Other Uses	<u>56,703</u>	<u>(64,963)</u>		
UNENCUMBERED CASH, JULY 1	<u>250,315</u>	<u>307,018</u>		
UNENCUMBERED CASH, JUNE 30	<u>\$ 307,018</u>	<u>\$ 242,055</u>		

The accompanying notes are an integral part of
the financial statements.

**UNIFIED SCHOOL DISTRICT NO. 204
BONNER SPRINGS, KANSAS
GIFTS AND GRANTS
SCHEDULE OF RECEIPTS AND EXPENDITURES - ACTUAL AND BUDGET
REGULATORY BASIS
FOR THE YEAR ENDED JUNE 30, 2018
(With Comparative Actual Totals for the Prior Year Ended June 30, 2017)**

	<u>2017 Actual</u>	<u>2018 Actual</u>	<u>2018 Budget</u>	<u>Actual Over/ (Under) Budget</u>
Cash Receipts:				
Miscellaneous	\$ 15,009	\$ 8,824	\$ 47,325	\$ (38,501)
Grants	-	-	-	-
Transfers In	-	-	-	-
Total Revenues	<u>15,009</u>	<u>8,824</u>	<u>47,325</u>	<u>(38,501)</u>
Expenditures and Transfers:				
Salaries	-	-	-	-
Benefits	-	-	-	-
Purchased Professional and Technical	10,329	4,639	13,071	(8,432)
Supplies	9,374	4,638	17,674	(13,036)
Qualifying budget credit	-	-	-	-
Total Expenditures and Transfers	<u>\$ 19,703</u>	<u>\$ 9,277</u>	<u>\$ 30,745</u>	<u>\$ (21,468)</u>
Excess of Revenue and Other Financing Sources over/(under) Expenditures and Other Uses	<u>(4,694)</u>	<u>(453)</u>		
UNENCUMBERED CASH, JULY 1	<u>5,147</u>	<u>453</u>		
PRIOR YEAR CANCELLED ENCUMBRANCES	<u>-</u>	<u>-</u>		
UNENCUMBERED CASH, JUNE 30	<u>\$ 453</u>	<u>\$ -</u>		

The accompanying notes are an integral part of
the financial statements.



**UNIFIED SCHOOL DISTRICT NO. 204
BONNER SPRINGS, KANSAS
KPERS RETIREMENT FUND
SCHEDULE OF RECEIPTS AND EXPENDITURES - ACTUAL AND BUDGET
REGULATORY BASIS
FOR THE YEAR ENDED JUNE 30, 2018
(With Comparative Actual Totals for the Prior Year Ended June 30, 2017)**

	<u>2017 Actual</u>	<u>2018 Actual</u>	<u>2018 Budget</u>	<u>Actual Over/ (Under) Budget</u>
Cash Receipts:				
KPERS Contribution - State	\$ 1,427,810	\$ 2,190,165	\$ 2,570,058	\$ (379,893)
Total Revenues	<u>1,427,810</u>	<u>2,190,165</u>	<u>2,570,058</u>	<u>(379,893)</u>
Expenditures and Transfers:				
Benefits				
Instruction Employees	990,900	1,519,975	1,871,002	(351,027)
Student Support Services Employees	72,819	111,698	116,510	(4,812)
Instruction Support Services Employees	57,113	87,606	91,381	(3,775)
General Administration Employees	47,974	73,590	76,758	(3,168)
School Administration Employees	105,658	162,072	169,053	(6,981)
Central Services Employees	21,988	33,729	35,181	(1,452)
Operation/Maintenance Employees	47,118	72,275	75,389	(3,114)
Student Transportation Employees	42,834	65,705	68,534	(2,829)
Non-Instruction Food Service Employees	41,406	63,515	66,250	(2,735)
Total Expenditures and Transfers	<u>1,427,810</u>	<u>2,190,165</u>	<u>2,570,058</u>	<u>(379,893)</u>
Excess of Revenue and Other Financing Sources over/(under) Expenditures and Other Uses	<u>-</u>	<u>-</u>	<u>\$ -</u>	<u>\$ -</u>
UNENCUMBERED CASH, JULY 1	<u>-</u>	<u>-</u>		
UNENCUMBERED CASH, JUNE 30	<u>\$ -</u>	<u>\$ -</u>		

The accompanying notes are an integral part of
the financial statements.



**UNIFIED SCHOOL DISTRICT NO. 204
BONNER SPRINGS, KANSAS
BOND AND INTEREST FUND
SCHEDULE OF RECEIPTS AND EXPENDITURES - ACTUAL AND BUDGET
REGULATORY BASIS
FOR THE YEAR ENDED JUNE 30, 2018
(With Comparative Actual Totals for the Prior Year Ended June 30, 2017)**

	<u>2017 Actual</u>	<u>2018 Actual</u>	<u>2018 Budget</u>	<u>Actual Over/ (Under) Budget</u>
Cash Receipts:				
Ad Valorem Tax	\$ 3,260,046	\$ 3,262,231	\$ 3,022,298	\$ 239,933
Motor Vehicle Property Tax	322,946	299,210	230,017	69,193
Back Taxes	58,090	66,526	57,853	8,673
Recreation Motor Vehicle Tax	1,903	1,767	2,976	(1,209)
Motor Vehicle Excise Tax	151,819	145,410	215,040	(69,630)
State Aid	2,152,631	434,680	424,210	10,470
Commercial & Heavy Truck Tax	32,633	17,282	29,953	(12,671)
Local Source	726	1,027	-	1,027
Bond Refinance	-	-	-	-
Transfers In	-	-	-	-
Total Revenues	<u>5,980,794</u>	<u>4,228,133</u>	<u>3,982,347</u>	<u>245,786</u>
Expenditures:				
Principal	5,720,000	1,055,542	1,286,444	(230,902)
Interest	611,269	635,000	635,000	-
Bond Refinance	-	-	-	-
Fees	-	-	-	-
Total Expenditures	<u>6,331,269</u>	<u>1,690,542</u>	<u>1,921,444</u>	<u>(230,902)</u>
EXCESS OF REVENUES OVER (UNDER) EXPENDITURES	<u>(350,475)</u>	<u>2,537,592</u>	<u>\$ 2,060,903</u>	<u>\$ 476,688</u>
UNENCUMBERED CASH, JULY 1	<u>6,186,384</u>	<u>5,835,909</u>		
UNENCUMBERED CASH, JUNE 30	<u>\$ 5,835,909</u>	<u>\$ 8,373,501</u>		


The accompanying notes are an integral part of
the financial statements.



**UNIFIED SCHOOL DISTRICT NO. 204
BONNER SPRINGS, KANSAS
SUMMER SCHOOL
SCHEDULE OF RECEIPTS AND EXPENDITURES - ACTUAL AND BUDGET
REGULATORY BASIS
FOR THE YEAR ENDED JUNE 30, 2018
(With Comparative Actual Totals for the Prior Year Ended June 30, 2017)**

	<u>2017 Actual</u>	<u>2018 Actual</u>	<u>2018 Budget</u>	<u>Actual Over/ (Under) Budget</u>
Cash Receipts:				
Miscellaneous	\$ -	\$ -	\$ -	\$ -
Transfers In	-	-	-	-
Total Revenues	<u>-</u>	<u>-</u>	<u>-</u>	<u>-</u>
Expenditures and Transfers:				
Salaries	21,370	532	41,722	(41,190)
Benefits	1,635	-	3,192	(3,192)
Supplies	40	-	1,116	(1,116)
Qualifying budget credit	-	-	-	-
Total Expenditures and Transfers	<u>\$ 23,045</u>	<u>\$ 532</u>	<u>\$ 46,030</u>	<u>\$ (45,498)</u>
Excess of Revenue and Other Financing Sources over/(under) Expenditures and Other Uses	<u>(23,045)</u>	<u>(532)</u>		
UNENCUMBERED CASH, JULY 1	<u>78,015</u>	<u>54,970</u>		
PRIOR YEAR CANCELLED ENCUMBRANCES	<u>-</u>	<u>-</u>		
UNENCUMBERED CASH, JUNE 30	<u>\$ 54,970</u>	<u>\$ 54,438</u>		

The accompanying notes are an integral part of
the financial statements.



**UNIFIED SCHOOL DISTRICT NO. 204
BONNER SPRINGS, KANSAS
NONBUDGETED FUNDS
SUMMARY SCHEDULE OF RECEIPTS AND EXPENDITURES
REGULATORY BASIS
FOR THE YEAR ENDED JUNE 30, 2018**

	<u>Contingency Fund</u>	<u>McDaniels Early Childhood Center</u>	<u>Technology Textbook</u>	<u>Head Start Activity</u>
Revenues:				
Grants	\$ -	\$ -	\$ -	\$ -
Tuition	-	284,583	78,831	-
Miscellaneous	100,000	-	-	976
Transfers In	-	50,000	-	-
Total Revenues	<u>100,000</u>	<u>334,583</u>	<u>78,831</u>	<u>976</u>
Expenditures:				
Salaries	-	267,991	-	-
Employee Benefits	-	66,554	-	-
Professional Education Services	-	1,331	-	-
Supplies and Materials	-	157	139,461	2,337
Purchased Services	-	5,594	-	-
Equipment	-	-	-	-
Property	-	-	-	-
Other	-	533	-	-
Total Expenditures	<u>-</u>	<u>342,160</u>	<u>139,461</u>	<u>2,337</u>
Excess of Revenues over (under) Expenditures	<u>100,000</u>	<u>(7,577)</u>	<u>(60,631)</u>	<u>(1,361)</u>
UNENCUMBERED FUND BALANCE, JULY 1	<u>803,741</u>	<u>100,046</u>	<u>135,729</u>	<u>8,794</u>
PRIOR YEAR CANCELLED ENCUMBRANCES	-	-	-	-
UNENCUMBERED FUND BALANCE, JUNE 30	<u>\$ 903,741</u>	<u>\$ 92,469</u>	<u>\$ 75,097</u>	<u>\$ 7,433</u>

The accompanying notes are an integral part of
the financial statements.

**UNIFIED SCHOOL DISTRICT NO. 204
BONNER SPRINGS, KANSAS
AGENCY FUNDS - SCHEDULE OF REGULATORY BASIS
RECEIPTS AND DISBURSEMENTS
FOR THE YEAR ENDED JUNE 30, 2018**

Fund:	Beginning Cash Balance	Cash Receipts	Cash Disbursements	Ending Cash Balance
Bonner Springs High School			150164	75415
Clubs and Organizations	\$ 68,000	\$ 100,361	\$ 86,032	\$ 82,329
Classes	20,827	28,491	28,755	20,563
Athletic Support Group	37,052	22,522	10,467	49,107
Library	1,138	-	394	744
Subtotal Bonner Springs High School	<u>127,017</u>	<u>151,374</u>	<u>125,648</u>	<u>152,743</u>
Clark Middle School				
Clubs, Organizations and Classes	19,890	46,700	49,317	17,273
Athletic Support Group	1,011	1,728	2,070	669
Library	239	1,710	1,739	210
Subtotal Clark Middle School	<u>21,140</u>	<u>50,138</u>	<u>53,126</u>	<u>18,152</u>
Bonner Springs Elementary				
Clubs and Organizations	16,601	41,533	41,720	16,414
Classes	5,064	5,928	7,773	3,219
Subtotal Bonner Springs Elementary	<u>21,665</u>	<u>47,461</u>	<u>49,493</u>	<u>19,633</u>
Delaware Ridge Elementary				
Clubs and Organizations	19,826	49,526	52,492	16,860
Classes	1,047	6,800	5,872	1,975
Subtotal Delaware Ridge Elementary	<u>20,873</u>	<u>56,326</u>	<u>58,364</u>	<u>18,835</u>
Edwardsville Elementary				
Clubs and Organizations	11,762	13,864	19,348	6,278
Classes	2,645	8,067	7,116	3,596
Subtotal Edwardsville Elementary	<u>14,407</u>	<u>21,931</u>	<u>26,464</u>	<u>9,874</u>
Total District Agency Funds	<u>\$ 205,800</u>	<u>\$ 327,230</u>	<u>\$ 313,095</u>	<u>\$ 219,237</u>

The accompanying notes are an integral part of
the financial statements.

B E P O S I  I V E .

**UNIFIED SCHOOL DISTRICT NO. 204
 BONNER SPRINGS, KANSAS
 DISTRICT ACTIVITY FUNDS - SCHEDULE OF REGULATORY BASIS RECEIPTS,
 EXPENDITURES, AND UNENCUMBERED CASH
 FOR THE YEAR ENDED JUNE 30, 2018**

	<u>Beginning Cash Balance</u>	<u>Cash Receipts</u>	<u>Cash Disbursements</u>	<u>Ending Cash Balance</u>
Gate Receipts:				
Bonner Springs High School	\$ 45,601	\$ 179,980	\$ 150,164	\$ 76,205
Clark Middle School	2,504	16,782	18,929	357
Subtotal Gate Receipts	<u>48,105</u>	<u>196,762</u>	<u>169,093</u>	<u>76,562</u>
School Projects:				
Bonner Springs High School	1,347	31,230	31,588	989
Clark Middle School	778	8,084	8,592	270
Subtotal School Projects	<u>2,125</u>	<u>39,314</u>	<u>40,180</u>	<u>1,259</u>
 Total District Agency Funds	 <u>\$ 50,230</u>	 <u>\$ 236,076</u>	 <u>\$ 209,273</u>	 <u>\$ 77,821</u>

The accompanying notes are an integral part of
the financial statements.

B E P O S I  I V E .



4600 Madison, Suite 120
Kansas City, MO 64112
P 816.931.6111 F 816.931.8499

5931 Nieman Road, Suite 100
Shawnee, KS 66203
P 913.631.5626 F 913.631.5965

www.novakbirkspc.com

**INDEPENDENT AUDITOR'S REPORT ON INTERNAL CONTROL OVER FINANCIAL REPORTING
AND ON COMPLIANCE AND OTHER MATTERS BASED ON AN AUDIT OF FINANCIAL
STATEMENTS PERFORMED IN ACCORDANCE WITH
GOVERNMENT AUDITING STANDARDS**

President and Members of the Board of Education
Unified School District No. 204
Bonner Springs, Kansas

We have audited, in accordance with the auditing standards generally accepted in the United States of America, the standards applicable to financial audits contained in *Government Auditing Standards* issued by the Comptroller General of the United States, the accompanying fund summary statement of regulatory basis receipts, expenditures, and unencumbered cash balances of Unified School District No. 204, Bonner Springs, Kansas, (the District) a Municipality, as of and for the year ended June 30, 2018, and the related notes to the financial statement, which collectively comprise the District's basic financial statement, and have issued our report thereon dated December 10, 2018

Internal Control Over Financial Reporting

In planning and performing our audit of the financial statement, we considered the District's internal control over financial reporting as a basis for designing our auditing procedures for the purpose of expressing our opinions on the regulatory basis basic financial statement, but not for the purpose of expressing an opinion on the effectiveness of the District's internal control over financial reporting. Accordingly, we do not express an opinion on the effectiveness of the District's internal control over financial reporting.

A deficiency in internal control exists when the design or operation of a control does not allow management or employees, in the normal course of performing their assigned functions, to prevent or detect and correct misstatements on a timely basis. A material weakness is a deficiency, or combination of deficiencies, in internal control such that there is a reasonable possibility that a material misstatement of the District's financial statements will not be prevented, or detected and corrected on a timely basis. A *significant deficiency* is a deficiency, or a combination of deficiencies, in internal control that is less severe than a material weakness, yet important enough to merit attention by those charged with governance.

Our consideration of internal control over financial reporting was for the limited purpose described in the first paragraph of this section and was not designed to identify all deficiencies in internal control that might be material weaknesses or, significant deficiencies. Given these limitations, during our audit we did not identify any deficiencies in internal control that we consider to be material weaknesses. However, material weaknesses may exist that have not been identified.


Compliance and Other Matters

As part of obtaining reasonable assurance about whether the District's regulatory basis basic financial statement is free of material misstatement, we performed tests of its compliance with certain provisions of laws, regulations, contracts, and grant agreements, noncompliance with which could have a direct and material effect on the determination of financial statement amounts. However, providing an opinion on compliance with those provisions was not an objective of our audit, and accordingly, we do not express such an opinion. The results of our tests disclosed no instances of noncompliance or other matters that are required to be reported under *Government Auditing Standards*.

However, we noted certain other matters that we reported to management of the District in a separate letter dated December 10, 2018.

Purpose of this Report

The purpose of this report is solely to describe the scope of our testing of internal control and compliance and the results of that testing, and not to provide an opinion on the effectiveness of the District's internal control or on compliance. This report is an integral part of an audit performed in accordance with Government Auditing Standards in considering the entity's internal control and compliance. Accordingly, this communication is not suitable for any other purpose


December 10, 2018
Shawnee, Kansas



4600 Madison, Suite 120
Kansas City, MO 64112
P 816.931.6111 F 816.931.8499

5931 Nieman Road, Suite 100
Shawnee, KS 66203
P 913.631.5626 F 913.631.5965

www.novakbirkspc.com

**INDEPENDENT AUDITOR'S REPORT ON COMPLIANCE FOR EACH
MAJOR FEDERAL PROGRAM; REPORT ON INTERNAL CONTROL
OVER COMPLIANCE; AND REPORT ON SCHEDULE OF EXPENDITURES
OF FEDERAL AWARDS REQUIRED BY UNIFORM GUIDANCE**

President and Members of the Board of Education
Unified School District No. 204
Bonner Springs, Kansas

Report on Compliance for Each Major Federal Program

We have audited Unified School District No. 204, Bonner Springs, Kansas, (the District) compliance with the types of compliance requirements described in the *OMB Compliance Supplement* that could have a direct and material effect on each of the District's major federal programs for the year ended June 30, 2018. The District's major federal programs are identified in the summary of auditor's results section of the accompanying schedule of findings and questioned costs.

Management's Responsibility

Management is responsible for compliance with the requirement of laws, regulations, contracts, and grants applicable to its federal programs.

Auditor's Responsibility

Our responsibility is to express an opinion on compliance for each of the District's major federal programs based on our audit of the types of compliance requirements referred to above. We conducted our audit of compliance in accordance with auditing standards generally accepted in the United States of America; the standards applicable to financial audits contained in *Government Auditing Standards*, issued by the Comptroller General of the United States; and the audit requirements of Title 2 U.S. *Code of Federal Regulations* (CFR) Part 200, *Uniform Administrative Requirements, Cost Principles, and Audit Requirements for Federal Awards* (Uniform Guidance), and the *Kansas Municipal Accounting and Audit Guide* (KMAAG). Those standards and Uniform Guidance require that we plan and perform the audit to obtain reasonable assurance about whether noncompliance with the types of compliance requirements referred to above that could have a direct and material effect on a major federal program occurred. An audit includes examining, on a test basis, evidence about the District's compliance with those requirements and performing such other procedures as we considered necessary in the circumstances.

We believe that our audit provides a reasonable basis for our opinion on compliance for each major federal program. However, our audit does not provided a legal determination of the District's compliance.

Opinion on Each Major Federal Program

In our opinion, the District complied, in all material respects, with the types of compliance requirements referred to above that could have a direct and material effect on each of its major federal programs for the year ended June 30, 2018.

Report on Internal Control over Compliance

Management of the District is responsible for establishing and maintaining effective internal control over compliance with the types of compliance requirements referred to above. In planning and performing our audit of compliance, we considered the District's internal control over compliance with the types of requirements that could have a direct and material effect on each major federal program to determine the auditing procedures that are appropriate in the circumstances for the purpose of expressing an opinion on compliance for each major federal program and to test and report on internal control over compliance in accordance with Uniform Guidance, but not for the purpose of expressing an opinion on the effectiveness of internal control over compliance. Accordingly, we do not express an opinion on the effectiveness of the District's internal control over compliance.

A deficiency in internal control over compliance exists when the design or operation of a control over compliance does not allow management or employees, in the normal course of performing their assigned functions, to prevent, or detect and correct, noncompliance with a type of compliance requirement of a federal program on a timely basis. *A material weakness in internal control over compliance* is a deficiency, or combination of deficiencies, in internal control over compliance such that there is a reasonable possibility that material noncompliance with a type of compliance requirement of a federal program will not be prevented, or detected and corrected, on a timely basis. A significant deficiency in internal control over compliance is a deficiency, or a combination of deficiencies, in internal control over compliance with a type of compliance requirement of a federal program that is less severe than a material weakness in internal control over compliance, yet important enough to merit attention by those charged with governance.

Our consideration of the internal control over compliance was for the limited purpose described in the first paragraph of this section and was not designed to identify all deficiencies in the internal control over compliance that might be material weaknesses or significant deficiencies and therefore, material weaknesses or significant deficiencies may exist that were not identified. We did not identify any deficiencies in internal control over compliance that we consider to be material weaknesses. However, material weaknesses may exist that have not been identified.

The purpose of this report on internal control over compliance is solely to describe the scope of our testing of internal control over compliance and the results of that testing based on the requirements of Uniform Guidance. Accordingly, this report is not suitable for any other purpose.

Purpose of Report

The purpose of this report on internal control over compliance is solely to describe the scope of our testing of internal control over compliance and the results of that testing based on the requirements of Uniform Guidance. Accordingly, this report is not suitable for any other purpose

Norah Burt, P.C.
December 10, 2018
Shawnee, Kansas

This page left intentionally blank

**UNIFIED SCHOOL DISTRICT NO. 204
BONNER SPRINGS, KANSAS
SCHEDULE OF EXPENDITURES OF FEDERAL AWARDS
FOR THE YEAR ENDED JUNE 30, 2018**

FEDERAL GRANTOR/PASS THROUGH GRANTOR/ PROGRAM OR CLUSTER TITLE	Federal CFDA Number	Pass-Through Entity Identifying Number	Federal Expenditures
<u>U.S. Department of Education</u>			
<u>Pass-Through State of Kansas Department of Education</u>			
Title I Grants	84.010		\$ 427,598
Special Education Aid	84.027		17,993
English Language Acquisition - Flo-through	84.365		12,496
Title II - Improving Teacher Quality	84.367		78,204
Student Support Academis Enrichment Flo-through	84.424		12,690
Career and Technical Education (Perkins)	84.048		44,489
Total Department of Education			<u>593,470</u>
 <u>U. S. Department of Agriculture</u>			
<u>Pass-Through State of Kansas Department of Education</u>			
Child Nutrition Cluster			
School Breakfast	10.553		296,755
Cash for Commodities	10.555		59,189
Section 4	10.555		527,874
Cash for Commodities	10.558		31,847
SFS - Food	10.559		36,709
SFS - CFC	10.559		143
SFS - Sponsor and Administration	10.559		3,643
Total Food Service Cluster			<u>956,160</u>
 Cash for Commodities	 10.558		 -
Child and Adult Care Food - meal costs	10.558		-
Team Nutrition Training Grant	10.574		-
Total Department of Agriculture			<u>956,160</u>
 <u>U. S. Department of Health and Human Services</u>			
<u>Pass-Through Kansas City, Kansas Public Schools USD 500</u>			
Youth Risk Behavior Survey	93.079		150
Head Start - Early Head Start	93.600		361,011
Total Department of Health and Human Services			<u>361,161</u>
Total Federal Assistance - Pass Through			<u>\$ 1,910,791</u>

The accompanying notes are an integral part of
this Schedule.

B E P O S I  I V E .

**UNIFIED SCHOOL DISTRICT NO. 204
BONNER SPRINGS, KANSAS
NOTES TO THE SCHEDULE OF EXPENDITURES OF FEDERAL AWARDS
FOR THE YEAR ENDED JUNE 30, 2018**

- A. Basis of Presentation - The accompanying schedule of expenditures of federal awards has been prepared on the regulatory basis of accounting as defined by the Kansas Municipal Audit and Accounting Guide. The information in this schedule is presented in accordance with the requirements of Title 2 U.S. *Code of Federal Regulations* (CFR) Part 200, *Uniform Administrative Requirements, Cost Principles, and Audit Requirements for Federal Awards* (Uniform Guidance). Because the schedule presents only a selected portion of the operations of the District, it is not intended to and does not present the financial of the District.
- B. Catalog of Federal Domestic Assistance (CFDA) numbers are presented for those programs for which such numbers were available.
- C. The District did not receive Federal direct awards for the year ended June 30, 2018. Federal pass-through programs are presented by the entity through which the District received the federal financial assistance, sorted by the underlying federal funding entity.
- D. Major Programs – In accordance with Uniform Guidance, major programs for the District are individual programs or a cluster of programs determined using a risk based analysis. The threshold for distinguishing Type A and Type B programs was \$750,000.
- E. Additional Audits – Grantor and regulatory agencies reserve the right to conduct additional audits of the District’s grant programs. Such audits may result in disallowed costs to the District. However, management does not believe such audits would result in any disallowed costs that would be material to the District’s financial position at June 30, 2018.

**UNIFIED SCHOOL DISTRICT NO. 204
BONNER SPRINGS, KANSAS
SCHEDULE OF FINDINGS AND QUESTIONED COSTS
FOR THE YEAR ENDED JUNE 30, 2018**

A. Summary of Auditor's Results -

Financial Statement Section

Type of auditor's report issued:	Unmodified
Internal control over financial reporting:	
a. Material weakness identified?	No
b. Significant deficiency identified?	None Reported
c. Noncompliance material to financial statements noted?	No

Federal Awards Section

Internal control over major programs:	
a. Material weakness identified?	No
b. Significant deficiency noted?	None Reported
Type of auditor's report issued on compliance for major programs:	Unmodified
Any audit findings disclosed that are required to be reported in accordance with Uniform Guidance?	No

Identification of major programs:

CFDA Number(s)	Name of Federal program or Cluster
10.553, 10.555, 10.559	Child Nutrition Cluster

Dollar threshold used to distinguish between Type A and Type B programs:	\$750,000
--	-----------

Auditee qualified as low-risk auditee?	No
--	----

**UNIFIED SCHOOL DISTRICT NO. 204
BONNER SPRINGS, KANSAS
SCHEDULE OF FINDINGS AND QUESTIONED COSTS
FOR THE YEAR ENDED JUNE 30, 2018**

B. Findings - Financial Statements Audit

None

C. Findings and Questioned Costs - Major Federal Award Programs Audit

None

D. Prior Year Findings and Questioned Costs

None